

No. PDMA (SINDH)/(SITREP)/2022/1453

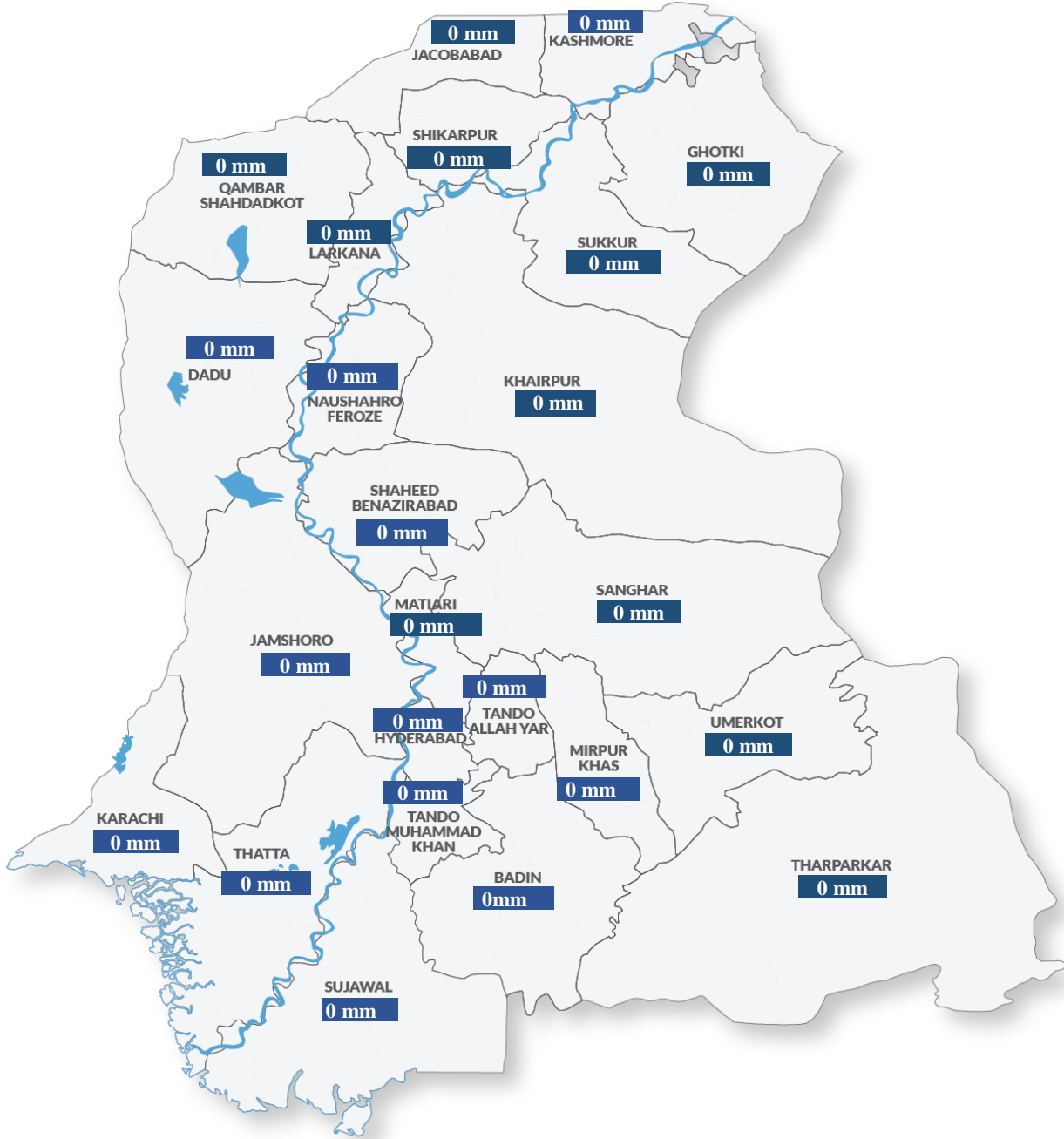
October 18, 2022

Period Covered: 22:00 hrs. 20-06-2022 to 17-10-2022 22:00 hrs.

## DAILY SITUATION REPORT

### Weather Situation Overview

Rainfall in Average (last 24 hrs.)



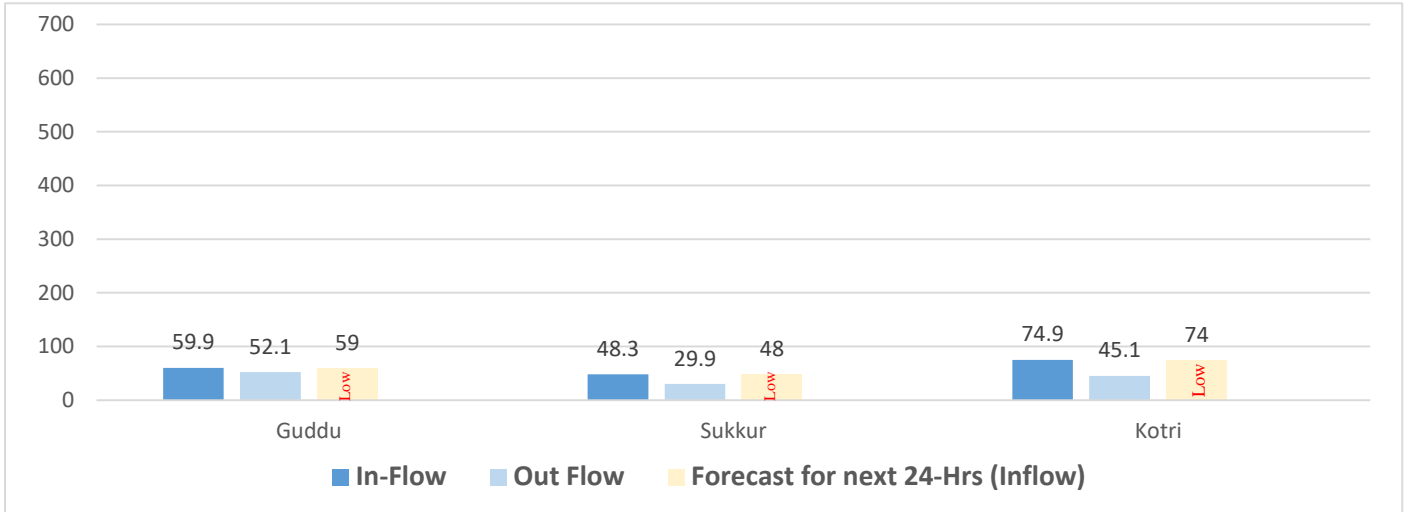
Source: CM Portal

### Weather Forecast

- Nothing to Report (NTR)



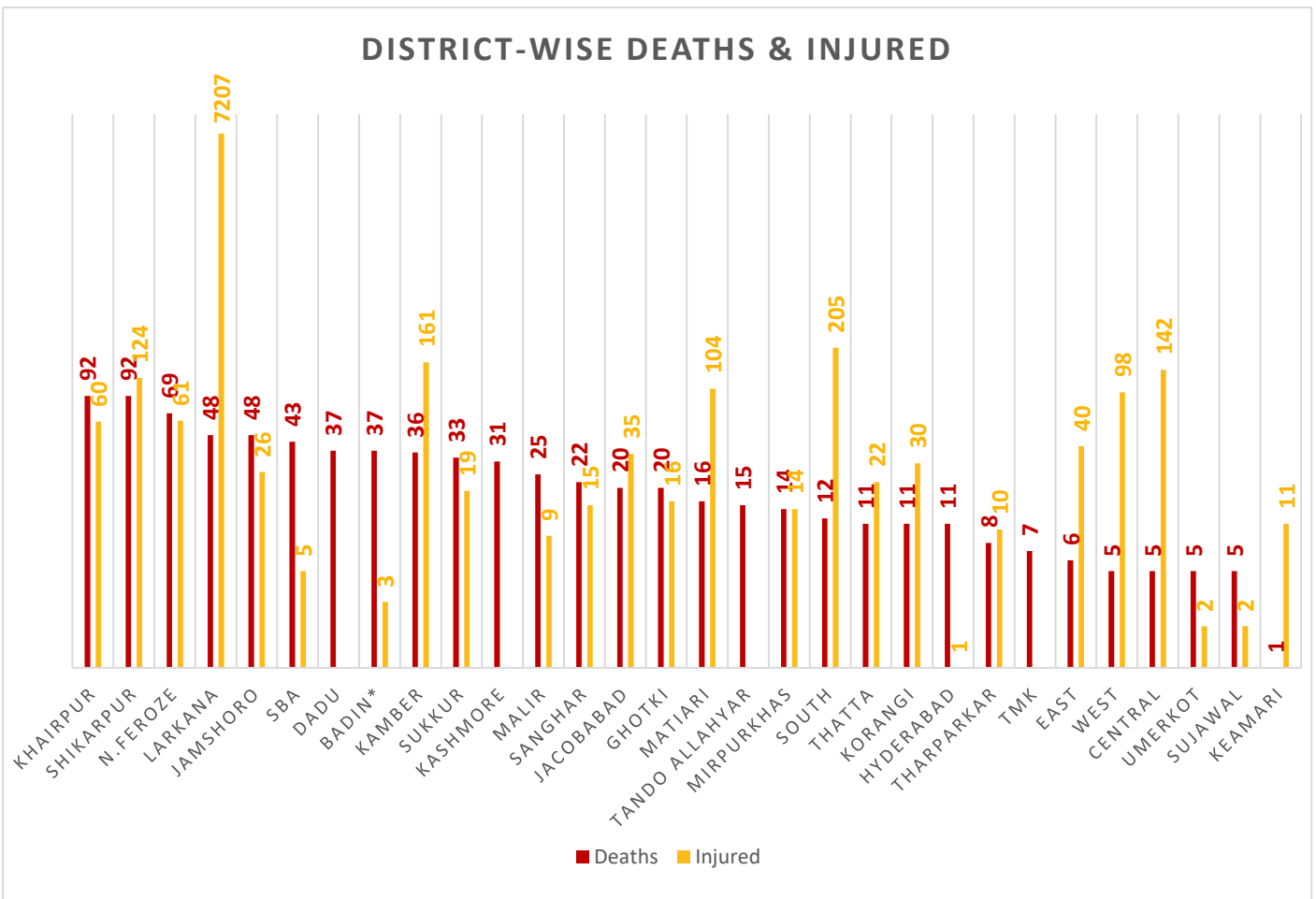
## River Indus Discharge (in Thousands of Cusecs)



**Source:** Pakistan Meteorological Department - Flood Forecasting Division (FFD) – Bulletin No. B-123/22 Dated: 15<sup>th</sup> October, 2022 11:05 AM (PST)

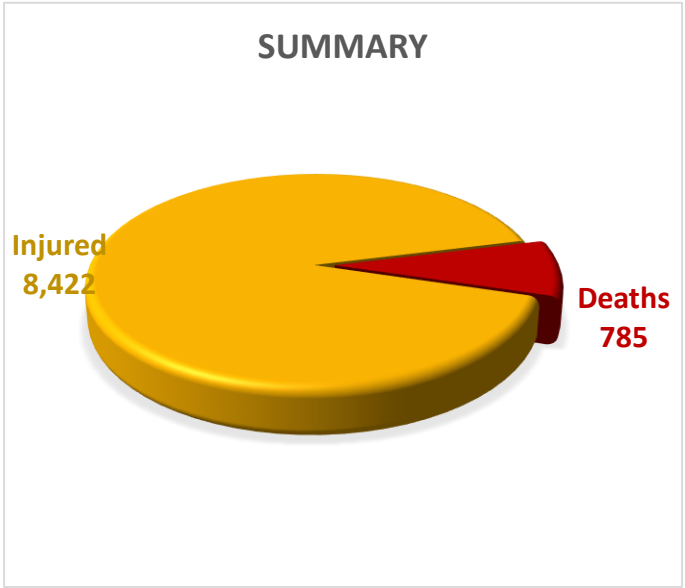
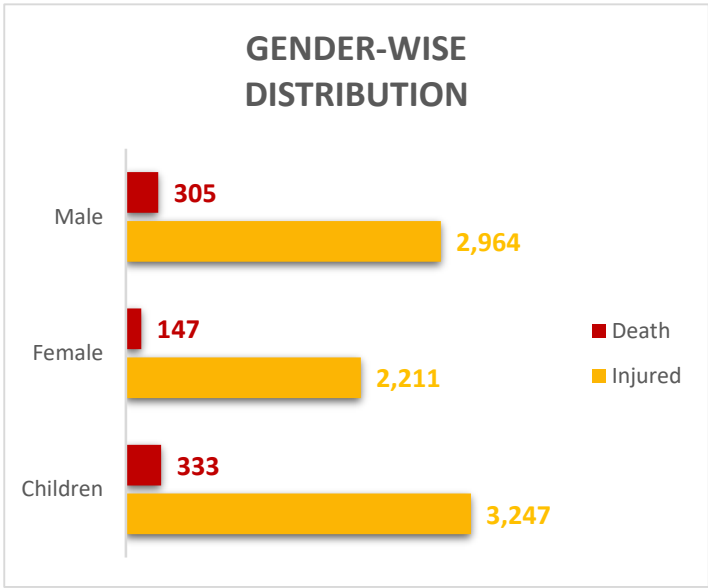
**Note:** - According to the Pakistan Meteorological Department – Flood Forecasting Division (FFD) the Flood Season-2022 has been concluded. The aforementioned figures were taken from the last Bulletin of Flood Season-2022, consequently no Flood Bulletin will be issued by the concerned authority till 14<sup>th</sup> of June-2023.

## Summary of Losses



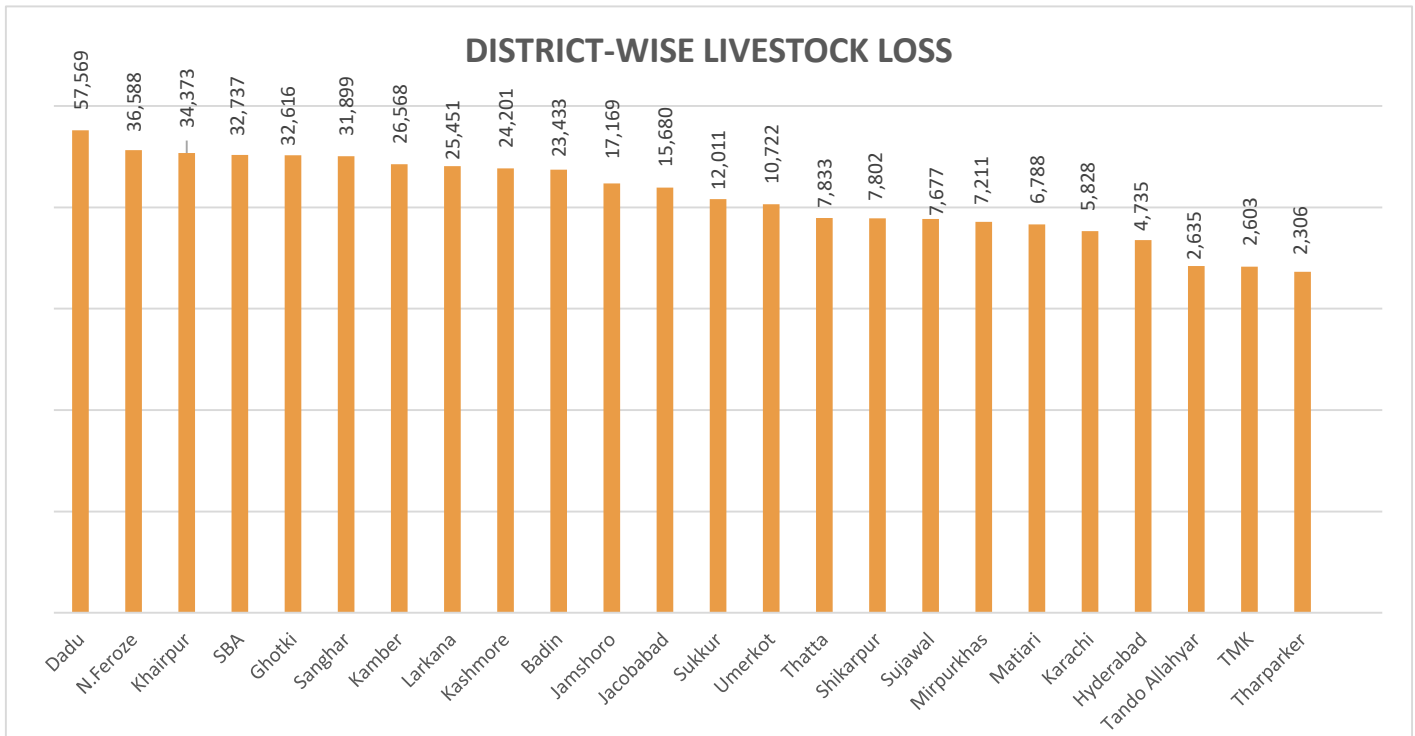
**Death Data Source:** Concerned Deputy Commissioners.

**Injury Data Source:** Directorate General Health Services, Hyderabad.



**Case(s) reported during last 24 hours: (Already Included in Total)**

District	Gender	Age	Date of Death	Cause of Death
Badin	Female	67 years	10/07/2022	Due to Wall Collapse
	Male	38 years	06/08/2022	Due to Roof Collapse
	Female	45 years	21/08/2022	Due to Roof Collapse
	Female	74 years	24/08/2022	Due to Wall Collapse
	Male	3 years (Minor)	16/09/2022	Due to Drowning

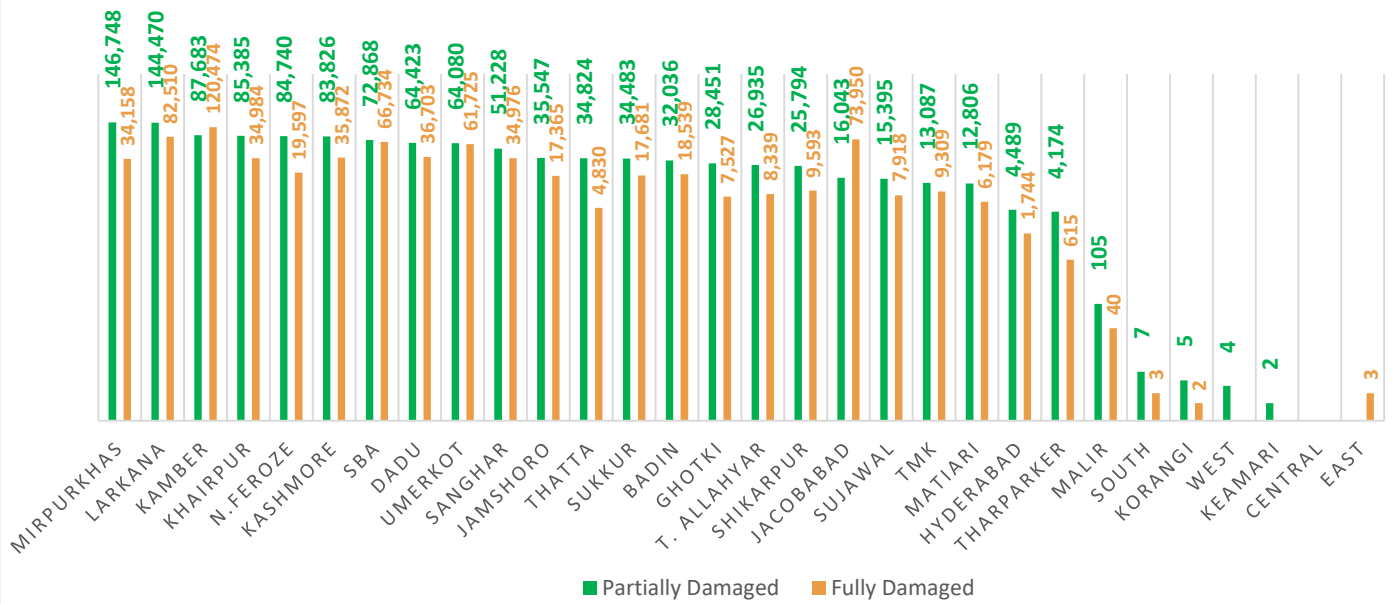


**Total Livestock Perished: 436,435**

*Livestock Data Source: DG Livestock Sindh.*

## Summary of Infrastructure & Private Property Damage

### DISTRICT-WISE HOUSE DAMAGES



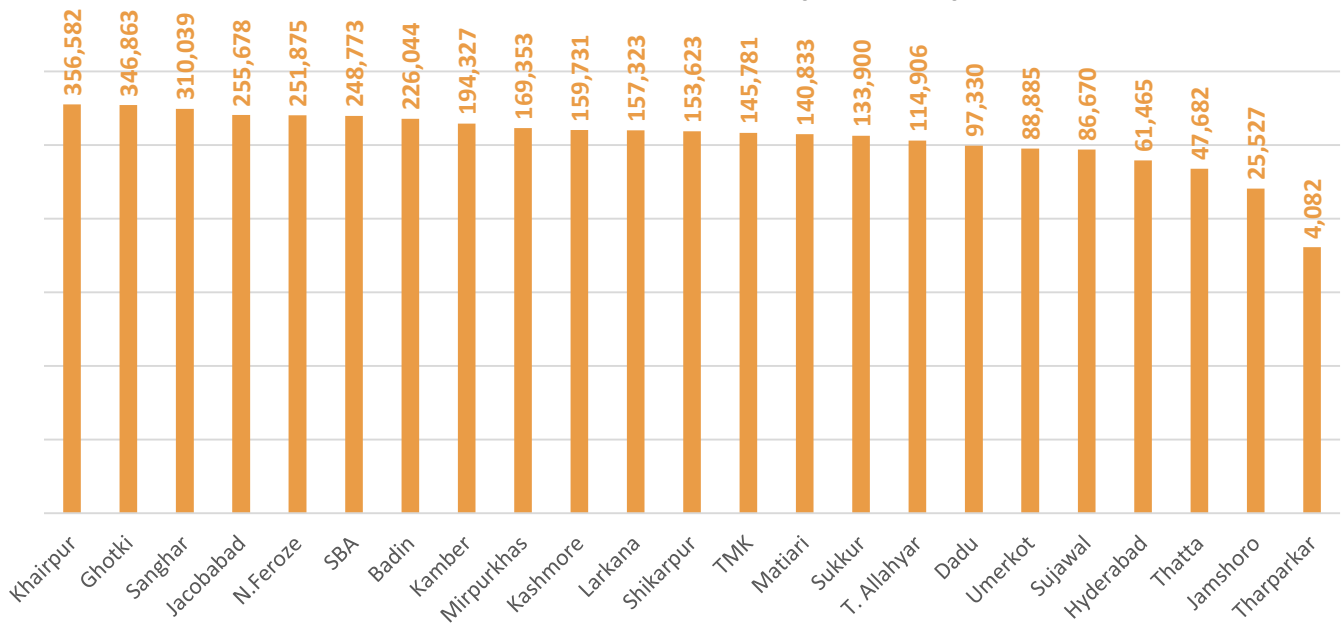
**Partially Damaged – 1,169,638**

**Fully Damaged – 711,370**

**Grand Total – 1,881,008**

*Source: Concerned Deputy Commissioners.*

### CROP AREA AFFECTED (IN ACRES)



**Total Crop Area Damaged: 3,777,272**

*Source: Relief Department Sindh*





**PROVINCIAL DISASTER MANAGEMENT AUTHORITY  
REHABILITATION DEPARTMENT  
GOVERNMENT OF SINDH**



Division	District	No. of UC's Affected	No. of Roads	Road (km)	Bridge	Culverts	Causeway	Shop	Hotel	Masjid
Karachi	East	-	1	8	2	-	750	-	-	-
	West	-						-	-	-
	South	18						1	-	-
	Central	-						3	-	-
	Malir	14						7	-	-
	Korangi	2						-	-	-
	Keamari	32						-	-	-
<b>Sub Total</b>		<b>66</b>	<b>1</b>	<b>8</b>	<b>2</b>	<b>-</b>	<b>750</b>	<b>11</b>	<b>-</b>	<b>-</b>
Hyderabad	Hyderabad	160	13	76	2	-	-	-	-	-
	Jamshoro	30	42	516	15	9	1,375	-	-	-
	Dadu	66	65	569	6	99	-	-	-	-
	Matiari	30	7	83	-	-	-	-	-	-
	Tando Allahyar	28	37	344	6	92	-	-	-	-
	TMK	28	7	118	0	6	-	-	-	-
	Thatta	40	39	291	23	233	-	-	-	-
	Sujawal	37	30	426	57	272	-	-	-	-
	Badin	68	53	799	13	82	0	5	2	3
<b>Sub Total</b>		<b>487</b>	<b>293</b>	<b>3,221</b>	<b>122</b>	<b>793</b>	<b>1,375</b>	<b>5</b>	<b>2</b>	<b>3</b>
Sukkur	Sukkur	67	20	181	1	25	-	11	-	-
	Khairpur	88	110	622	2	83	-	13	-	3
	Ghotki	66	24	252	-	-	-	-	-	-
<b>Sub Total</b>		<b>221</b>	<b>154</b>	<b>1,055</b>	<b>3</b>	<b>108</b>	<b>-</b>	<b>24</b>	<b>-</b>	<b>3</b>
SBA	SBA	60	58	942	15	45	-	-	-	-
	N.Feroze	68	60	727	2	124	-	-	-	-
	Sanghar	73	52	296	10	119	-	-	-	-
<b>Sub Total</b>		<b>201</b>	<b>170</b>	<b>1,965</b>	<b>27</b>	<b>288</b>	<b>-</b>	<b>-</b>	<b>-</b>	<b>-</b>
Larkana	Larkana	68	24	192	1	54	-	-	-	-
	Kamber-Shahdadkot	52	51	173	3	158	-	-	-	-
	Shikarpur	55	23	258	-	38	-	-	-	-
	Jacobabad	44	66	166	-	65	-	-	-	-
	Kashmore	41	24	289	1	14	-	-	-	-
<b>Sub Total</b>		<b>260</b>	<b>188</b>	<b>1,078</b>	<b>5</b>	<b>329</b>	<b>-</b>	<b>-</b>	<b>-</b>	<b>-</b>

**Emergency No:**  
**1736**



Plot No. 26-C, Main Khayaban-e-Jami,  
DHA Phase-VII, Karachi.



021-99332742  
021-35381810



021-99332007



0335-5557362



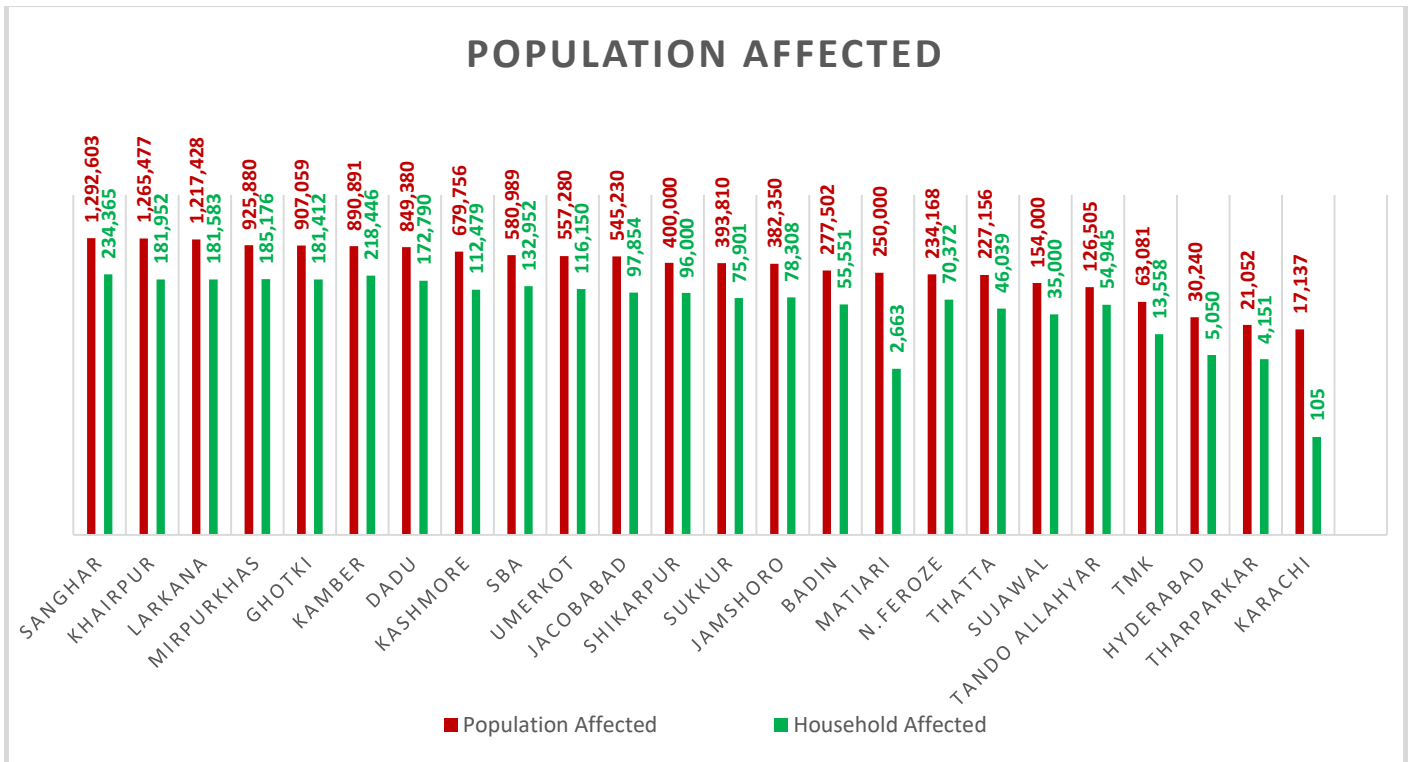
[www.pdma.gos.pk](http://www.pdma.gos.pk)

Division	District	No. of UC's Affected	No. of Roads	Road (km)	Bridge	Culverts	Causeway	Shop	Hotel	Masjid
Mirpurkhas	Mirpurkhas	50	15	207	6	82	-	-	-	-
	Umerkot	42	21	332	-	69	-	-	-	-
	Tharparker	3	18	597	-	80	-	-	-	-
<b>Sub Total</b>		<b>95</b>	<b>54</b>	<b>1,136</b>	<b>6</b>	<b>231</b>	<b>-</b>	<b>-</b>	<b>-</b>	<b>-</b>
<b>Grand Total</b>		<b>1,330</b>	<b>860</b>	<b>8,463</b>	<b>165</b>	<b>1,749</b>	<b>2,125</b>	<b>40</b>	<b>2</b>	<b>6</b>

**Source of UCs Affected:** Relief Department Sindh

**Source of Infrastructure Damage:** Works & Services Department Sindh

**Note:** - Works & Services Department has reported that 2,548 Government buildings have been damaged.

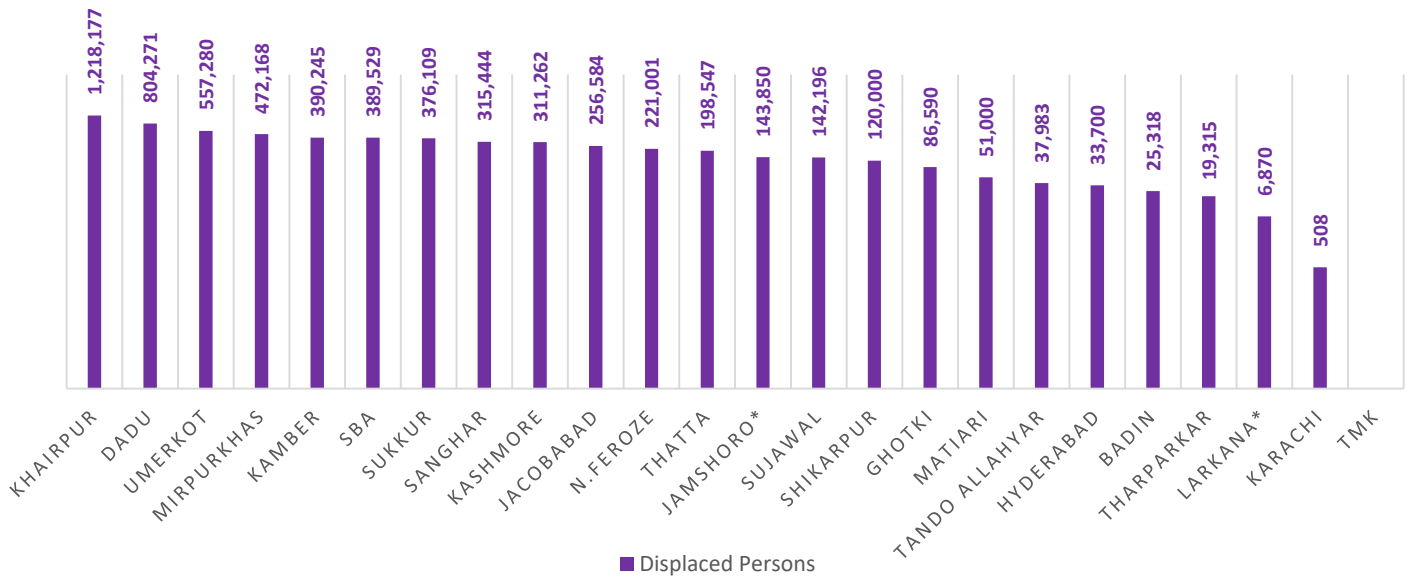


**Total Population Affected: 12,288,974**

**Total Households Affected: 2,352,802**

**Source:** Concerned Deputy Commissioners.

## POPULATION DISPLACED



**Total Number of Person Displaced: 6,177,947**

*Source: Concerned Deputy Commissioners.*

**Note:** - Deputy Commissioner Jamshoro has reported that the number of Population Displaced has been decreased from 263,286 to 143,850.

- Deputy Commissioner Larkana has reported that the number of Population Displaced has been decreased from 8,110 to 6,870.

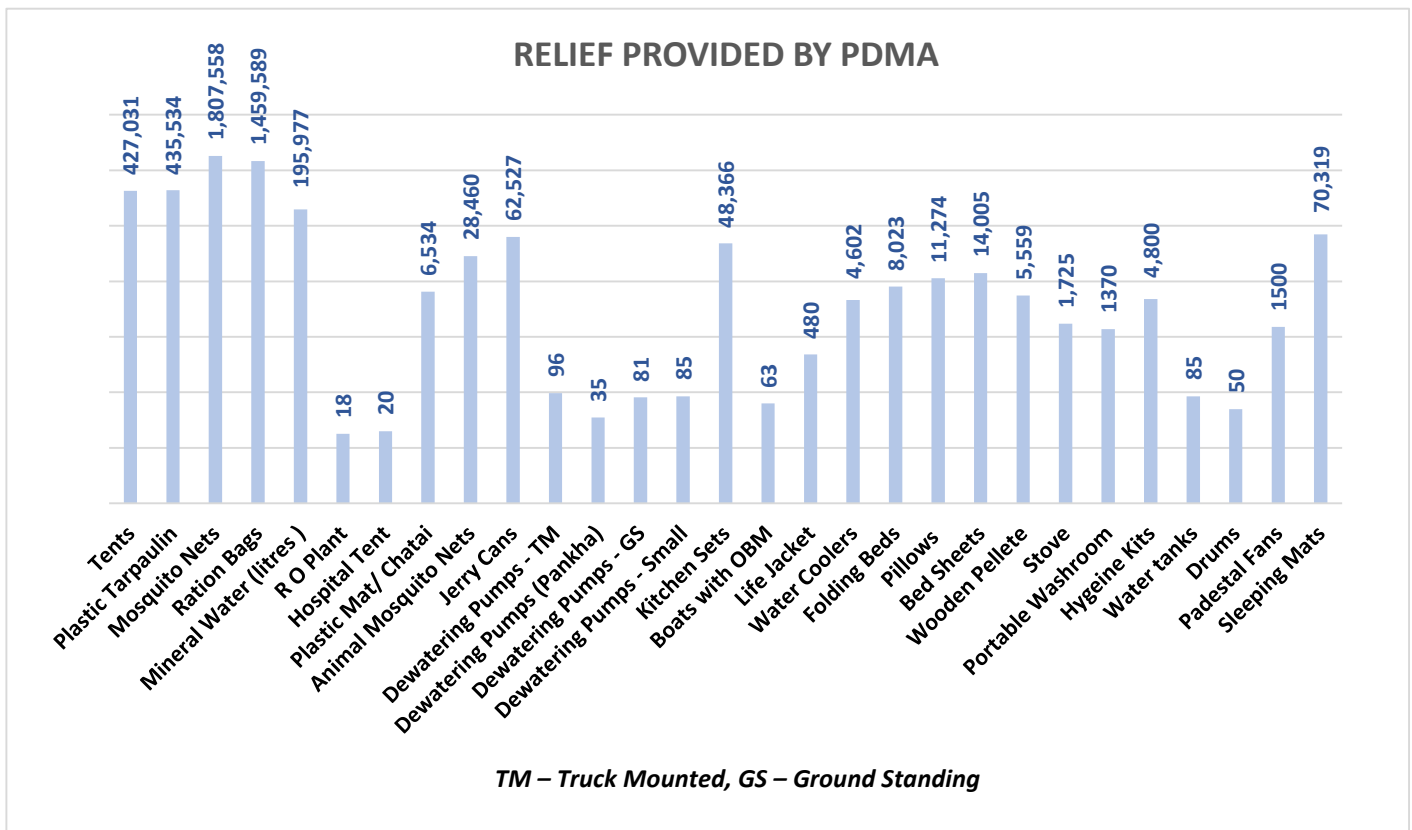
## Relief Camps Established by DDMA's / Deputy Commissioners

Division	District	Relief Camps Established	Persons in Relief Camps (Last 24hrs)			
			M	F	C	T
Karachi	East	15	-	-	-	6,341
	West	7	-	-	-	3,705
	Korangi	2	-	-	-	505
	Malir	8	-	-	-	4,794
	Central	2	-	-	-	0
	Keamari	1	-	-	-	104
<b>Sub Total</b>		<b>35</b>	-	-	-	<b>15,449</b>
Hyderabad	Hyderabad	29	-	-	-	6,530
	Jamshoro*	80	2,580	2,605	4,424	9,609
	Dadu	154	3,260	3,875	6,002	13,137
	Matari	3	-	-	-	1,590
	Tando Allahyar	9	-	-	-	-
	Tando M. Khan	-	1,040	1,000	960	3,000
	Thatta	27	-	-	-	1,007
	Sujawal	14	-	-	-	3,492
	Badin	-	-	-	-	-
<b>Sub Total</b>		<b>316</b>	<b>6,880</b>	<b>7,480</b>	<b>11,386</b>	<b>38,365</b>

Division	District	Relief Camps Established	Persons in Relief Camps (Last 24hrs)			
			M	F	C	T
Sukkur	Sukkur	9	224	295	554	1,073
	Khairpur	183	-	-	-	47,300
	Ghotki	-	-	-	-	-
<b>Sub Total</b>		<b>192</b>	<b>224</b>	<b>295</b>	<b>554</b>	<b>48,373</b>
SBA	SBA	-	-	-	-	-
	N.Feroze	126	5,004	4,700	7,407	17,111
	Sanghar	151	120	145	219	484
<b>Sub Total</b>		<b>277</b>	<b>5,124</b>	<b>4,845</b>	<b>7,626</b>	<b>17,595</b>
Larkana	Larkana*	27	-	-	-	118
	Kamber-Shahdadkot	140	19,346	20,165	13,209	52,720
	Shikarpur	13	-	-	-	545
	Jacobabad	94	203	246	901	1,350
	Kashmore	27	237	190	437	864
<b>Sub Total</b>		<b>301</b>	<b>19,786</b>	<b>20,601</b>	<b>14,547</b>	<b>55,597</b>
Mirpurkhas	Mirpurkhas	35	4,159	1,849	1,510	7,518
	Umerkot	5	3,290	3,490	5,605	12,385
<b>Sub Total</b>		<b>40</b>	<b>7,449</b>	<b>5,339</b>	<b>7,115</b>	<b>19,903</b>
<b>Grand Total</b>		<b>1,161</b>	<b>39,463</b>	<b>38,560</b>	<b>41,228</b>	<b>195,282</b>

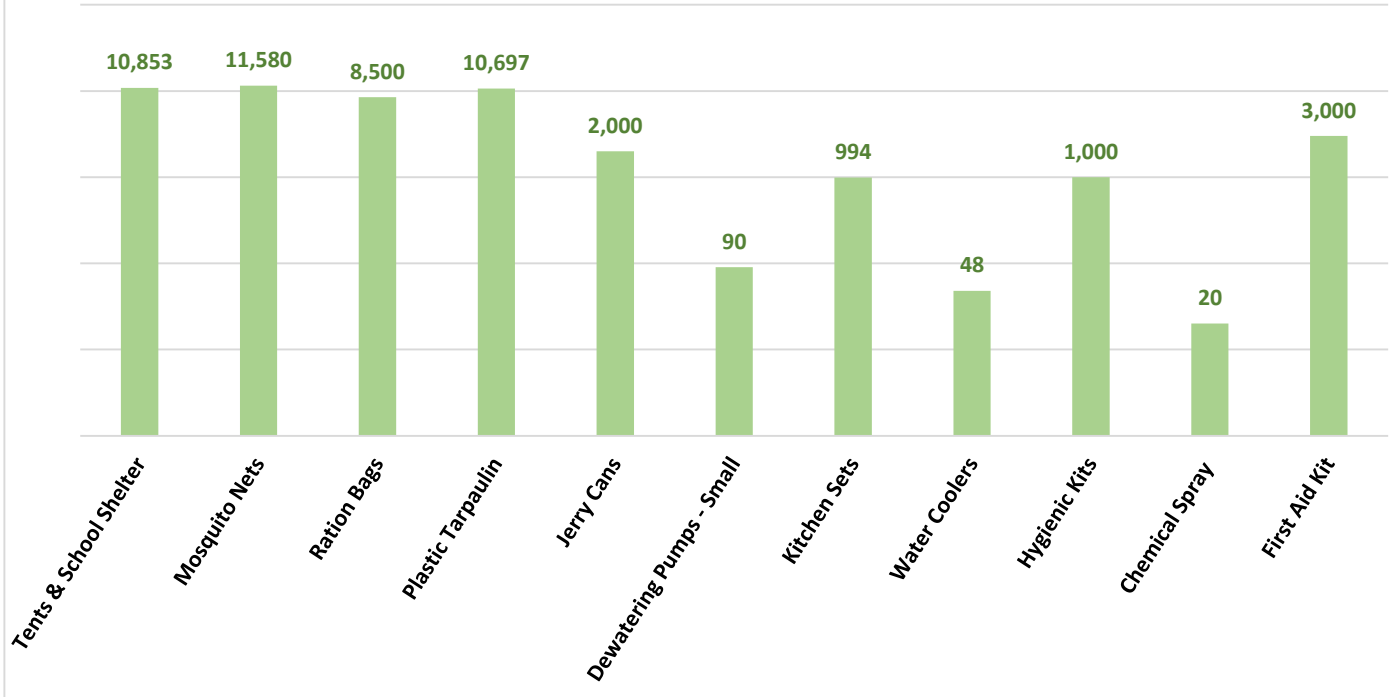
**Source:** Concerned Deputy Commissioners of Sindh.

**Note:** - Deputy Commissioner Larkana has decreased the number of Relief Camps Established from 29 to 27.

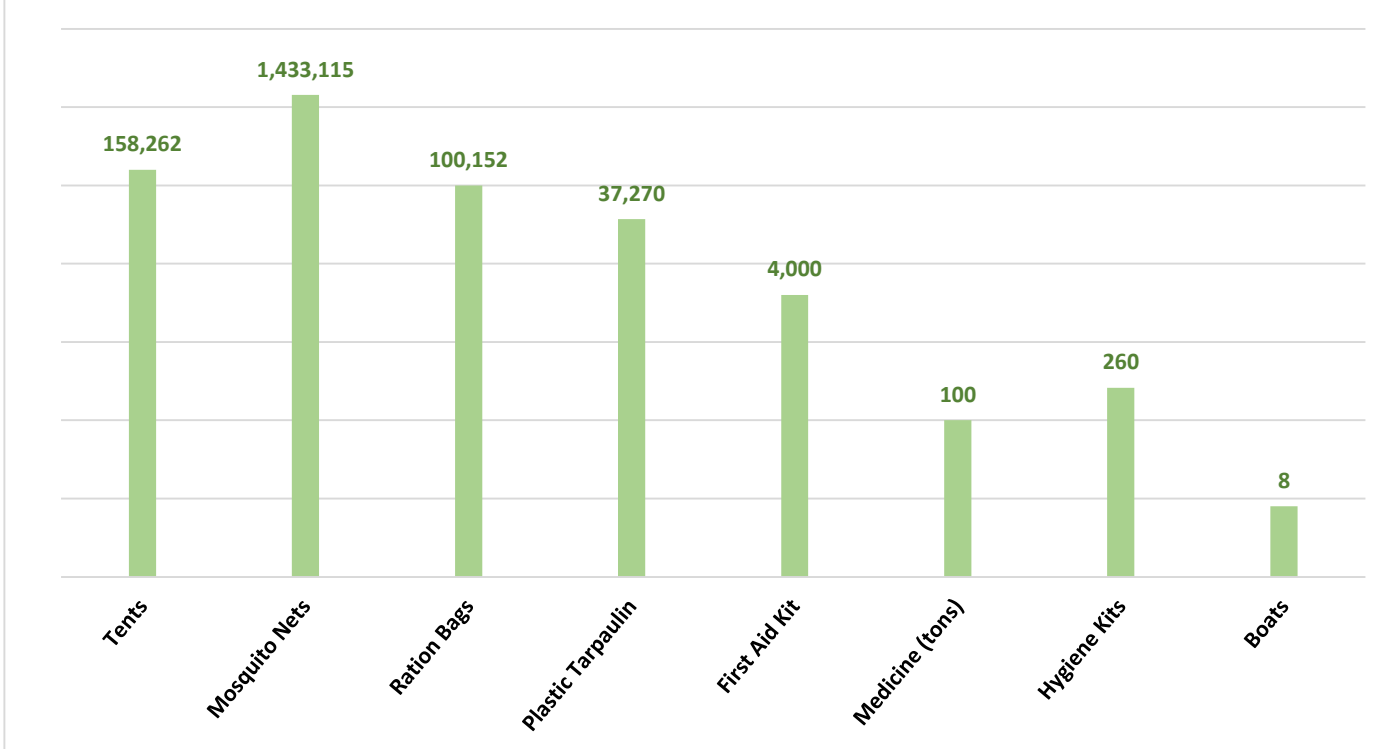




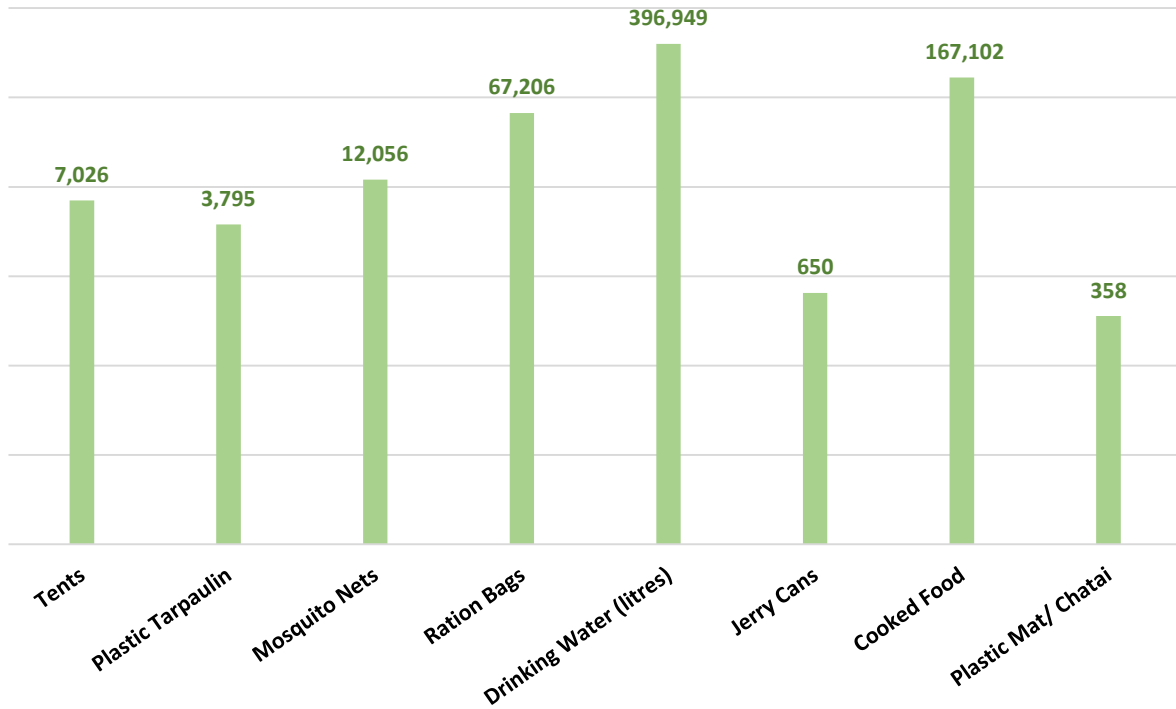
### RELIEF PROVIDED BY NDMA THROUGH PDMA



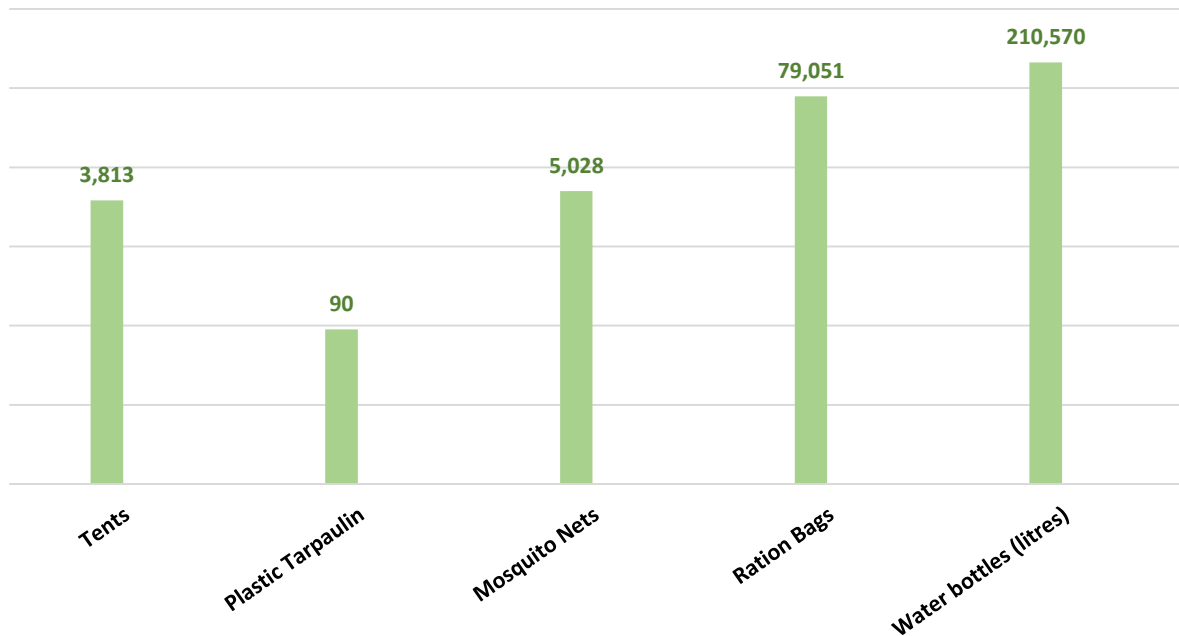
### RELIEF PROVIDED BY NDMA THROUGH ARMY



### RELIEF PROVIDED BY PAK NAVY



### RELIEF PROVIDED BY PAK AIRFORCE

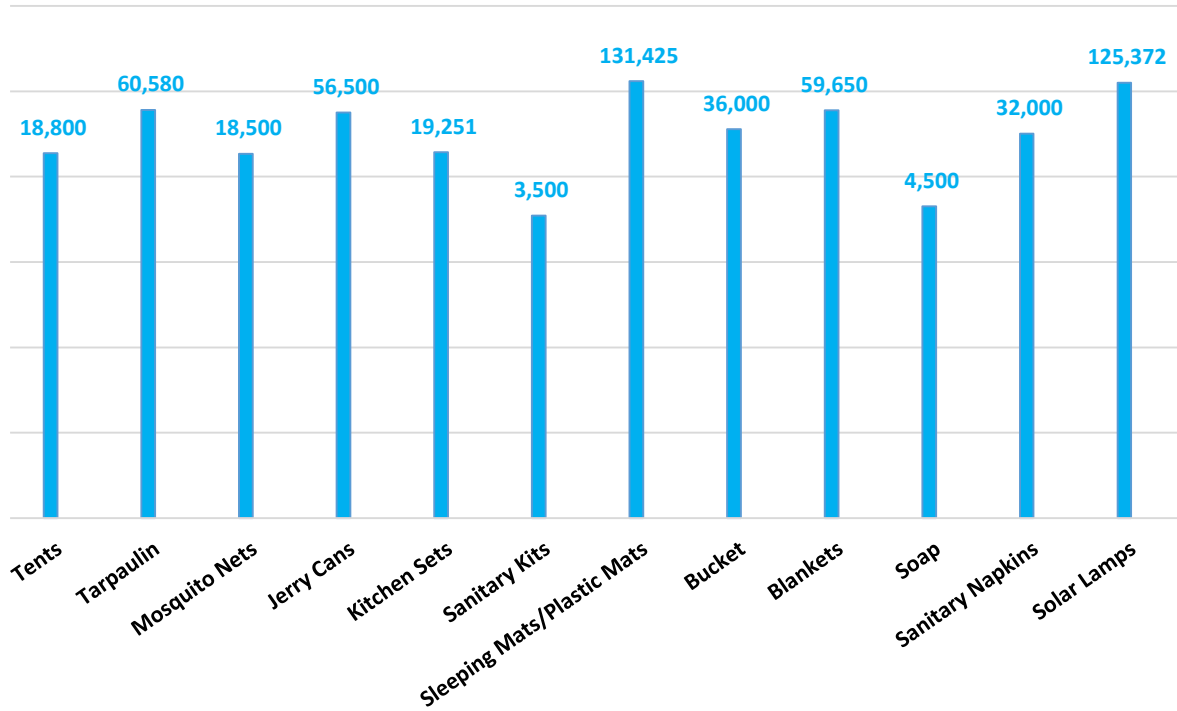


Others:

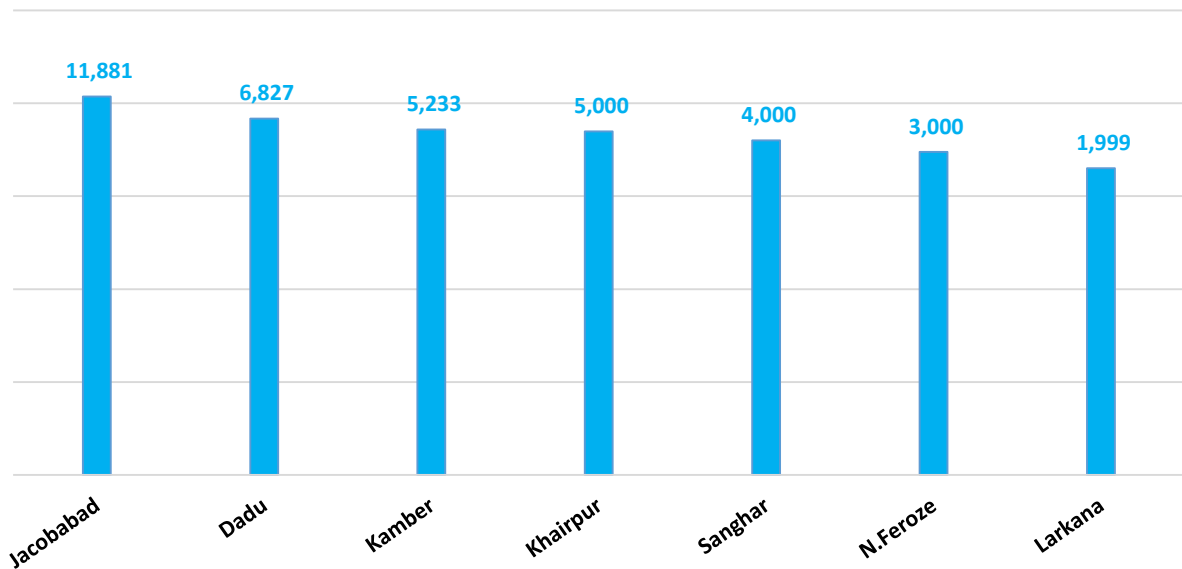
Organization	Relief
FGRF(INGO)	Cooked Food (Daigs) : 1058



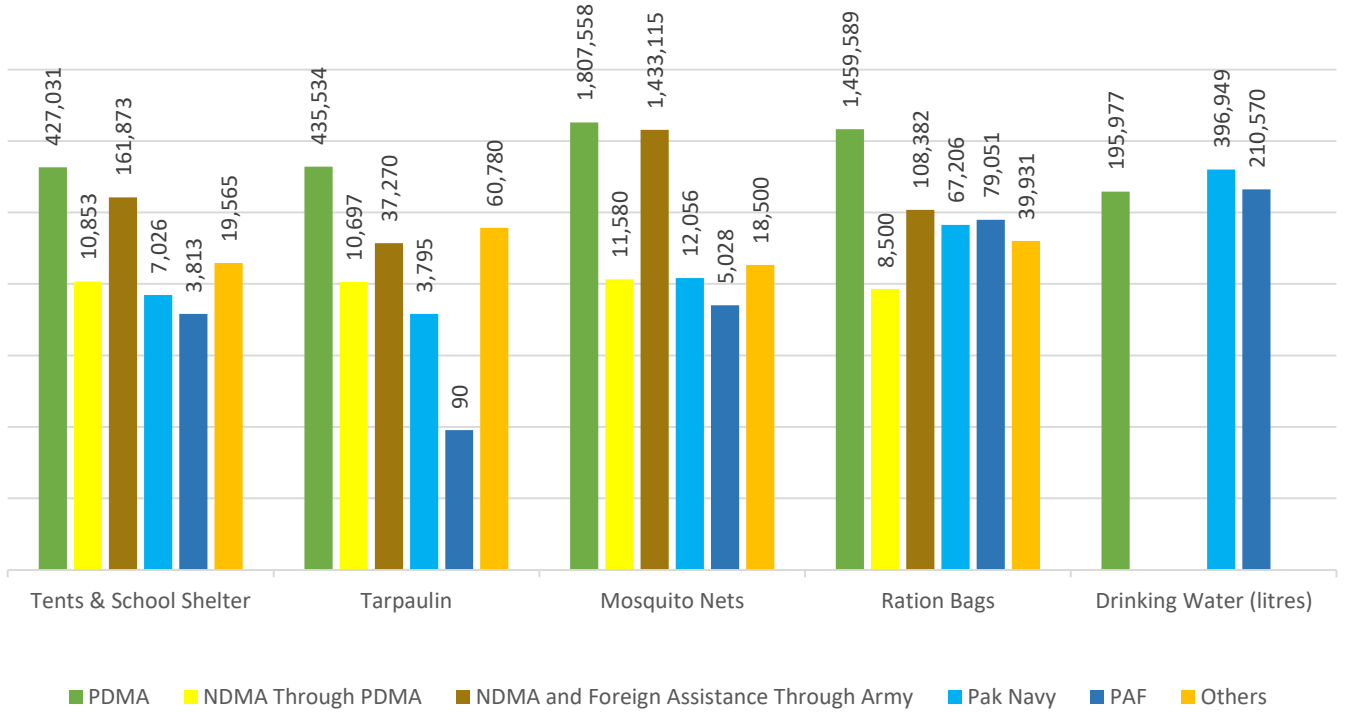
### RELIEF PROVIDED BY UNHCR



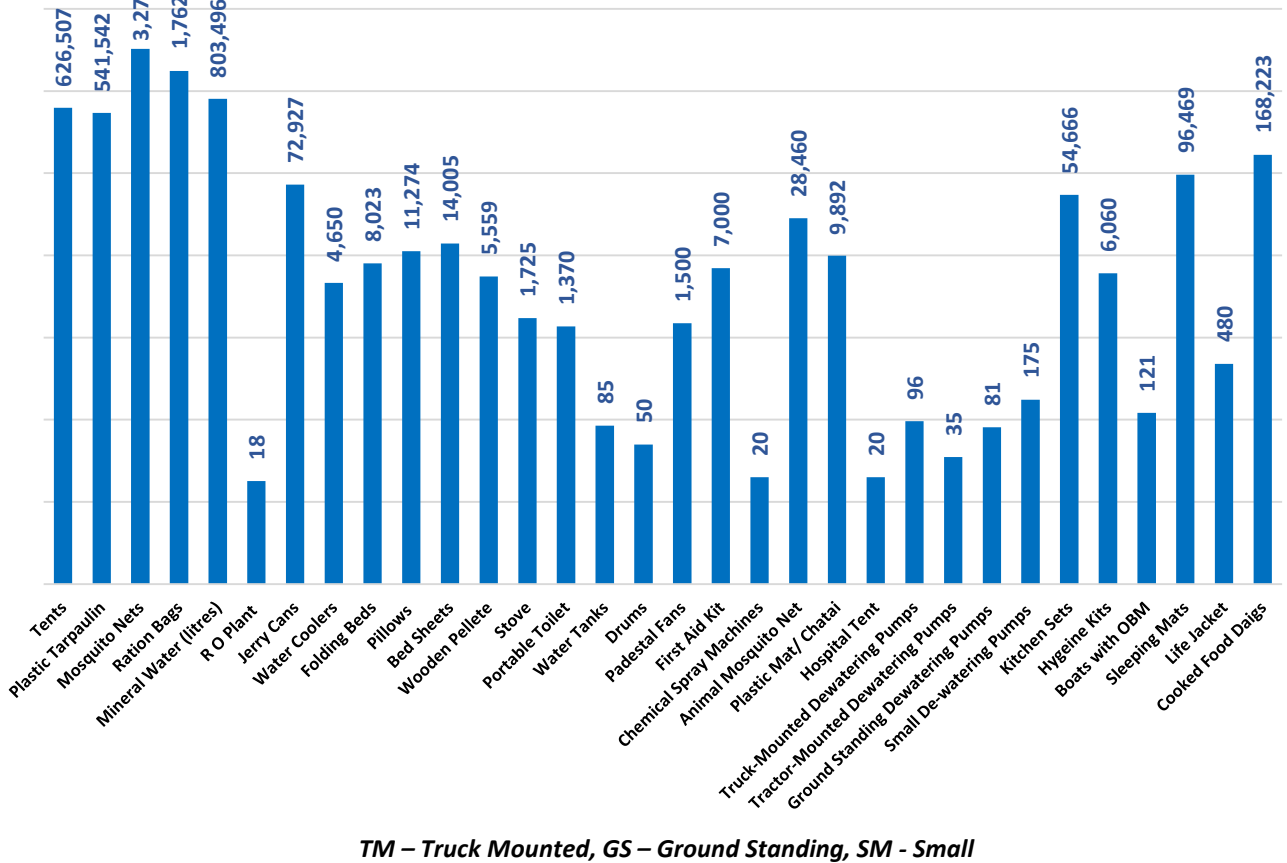
### RATION BAGS PROVIDED BY UN-WFP



### Combined Relief Provided



### TOTAL NUMBER OF RELIEF ITEMS





**Last 24 Hours (Already Included in Total):**

Districts	Ration Bags	Jerry cans
Badin	500	-
Dadu	4,000	-
Hyderabad	3,000	-
Thatta	2,500	-
Jacobabad	1,000	-
Kamber	6,500	-
Larkana	3,510	-
Shikarpur	5,400	-
Khairpur	6,320	-
Sukkur	4,100	4,000
Mirpurkhas	1,000	-
<b>Total</b>	<b>37,830</b>	<b>4,000</b>

Sd/-  
(KAZIM RAZA TALPUR)  
INCHARGE PEOC  
PDMA SINDH

